
**AFM 26****AFM 26****Technical Data Sheet 126 (previously TDS 122)**

Edition: 12/2025, supersedes all prior editions.

Please see the latest issue at www.reinz-industrial.com

| | |
|--------------------|---|
| Material | AFM 26 consists of a tanged and galvanized steel core. An asbestos-free soft material compound containing aramide fibers, inorganic fillers and high-grade binder elastomers is applied to both sides of the core. |
| Properties | <p>In spite of the metal reinforcement that gives the material the required mechanical strength plus good stress resistance, AFM 26 exhibits excellent compressibility and recovery. Consequently, AFM 26 conforms very well to sealing surfaces, and compensates even major surface irregularities.</p> <p>The moderately priced material is resistant to oils and fuels, etc. It is also suitable for sealing hot water and steam up to approx. 200 °C in stationary applications and with an installation surface pressure of at least 50 N/ mm². In such cases, AFM 26 outperforms conventional fiber gaskets.</p> <p>Compared with graphite gaskets, the material is easy to assemble and handle. Please consult us if you have a specific application.</p> |
| Application | <ul style="list-style-type: none">• for sealed joints that are subjected to high mechanical stress, e.g. intake manifolds, cast iron oil pans, valve covers, transmission flanges and high-pressure pumps• for irregular sealing faces and/ or lightweight components with low pressure and relatively high thermal stress• for sealing hot water and steam in pipeline flanges up to outer diameters of 500 mm. |
| Surfaces | For special applications, full- surface or partial coatings are available, e.g. a non-stick coating on a PTFE basis (also possible on materials in roll form) or a silicone-based coating that improves micro- sealing (only available as a finished gasket). Screen printing with various elastomers is also possible. |



AFM 26

Technical Data
(nominal thickness
1.25 mm)


| | | |
|---|--------------------|--------|
| Weight per surface unit | kg/ m ² | 3.50 |
| Residual stress acc. to DIN 52 913 | | |
| 16 h, 300 °C | N/ mm ² | > 38 |
| 16 h, 175 °C | N/ mm ² | > 45 |
| Compressibility and recovery acc. to ASTM F 36, procedure J | | |
| compressibility | % | 9 - 17 |
| recovery | % | > 55 |
| Swelling acc. to ASTM F 146 | | |
| in IRM 903 Oil (replaces ASTM Oil No. 3) | | |
| 5 h, 150 °C | | |
| increase in thickness | % | < 10 |
| in water / antifreeze (50:50) | | |
| 5 h, 100 °C | | |
| increase in thickness | % | < 7 |
| Short- term peak temperature | °C | 400 |
| Maximum continuous temperature | °C | 300 |
| for steam up to | °C | 200 |
| Operating pressure maximum | bar | 250 |
| Surface pressure maximum at 300 °C | N/ mm ² | 75 |



Max. continuous temperature and max. pressure must not occur simultaneously.



The data quoted above are valid for the material "as delivered" without any additional treatment. In view of the countless possible installation and operating conditions, definitive conclusions cannot be drawn for all applications regarding the behaviour in a sealed joint. Therefore, we do not give any warranty for technical data, as they do not represent assured characteristics. If you have any doubt, please contact us and specify the exact operating conditions.



AFM 26

Technical Data
(Nominal thickness
2.00 mm)


| | | |
|--|--------------------|------------|
| Weight per surface unit | kg/ m ² | 5.4 |
| Tensile strength acc. to DIN 52 910 with grain | N/ mm ² | ≈ 50 |
| across grain | N/ mm ² | ≈ 50 |
| Residual stress acc. to DIN 52 913 16 h, 300 °C | N/ mm ² | > 35 |
| 16 h, 175 °C | N/ mm ² | > 40 |
| Compressibility and recovery acc. to ASTM F 36, procedure J compressibility | % | 9 - 17 |
| recovery | % | > 50 |
| Swelling acc. to ASTM F 146 | | |
| in IRM 903 Oil (replaces ASTM Oil No. 3) 5 h, 150 °C increase in thickness | % | < 10 |
| in water / antifreeze (50:50) 5 h, 100 °C increase in thickness | % | < 7 |
| Short- term peak temperature | °C | 400 |
| Maximum continuous temperature for steam up to | °C °C | 275 200 |
| Operating pressure maximum | bar | 200 |
| Surface pressure maximum at 300 °C | N/ mm ² | 60 |



Max. continuous temperature and max. pressure must not occur simultaneously.



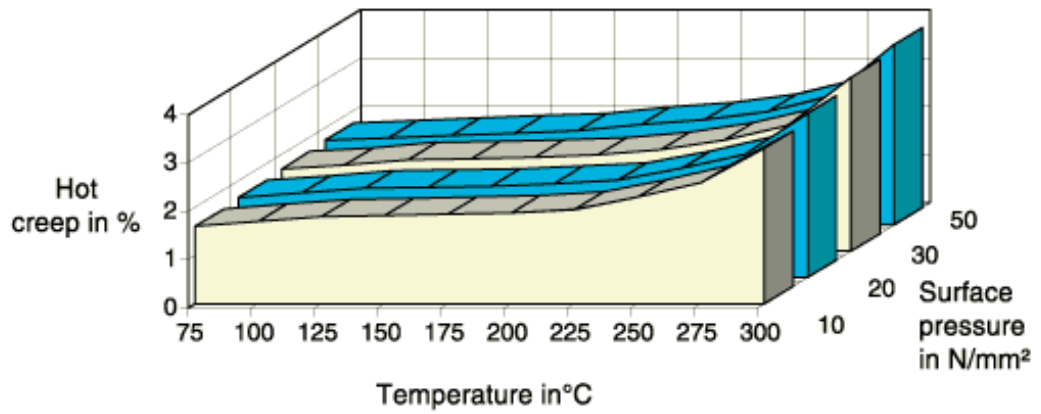
The data quoted above are valid for the material "as delivered" without any additional treatment. In view of the countless possible installation and operating conditions, definitive conclusions cannot be drawn for all applications regarding the behaviour in a sealed joint. Therefore, we do not give any warranty for technical data, as they do not represent assured characteristics. If you have any doubt, please contact us and specify the exact operating conditions.



AFM 26

Hot creep acc. to RPM 510-3-D

Material: AFM 26 1.50 mm



Form of delivery

Gaskets

according to a drawing, dimensions supplied, or other arrangement.

Rolls

500 mm wide (guaranteed minimum usable width 480mm)
Other forms of delivery by arrangement

Nominal thickness

Tolerance (mm)

Roll length (m)

| | | |
|-------------|-------|------------|
| 0.75 | ±0.10 | 280 |
| 1.00 | ±0.10 | 210 |
| 1.25 | ±0.10 | 170 |
| 1.50 | ±0.10 | 140 |
| 2.00 | ±0.10 | 100 |